

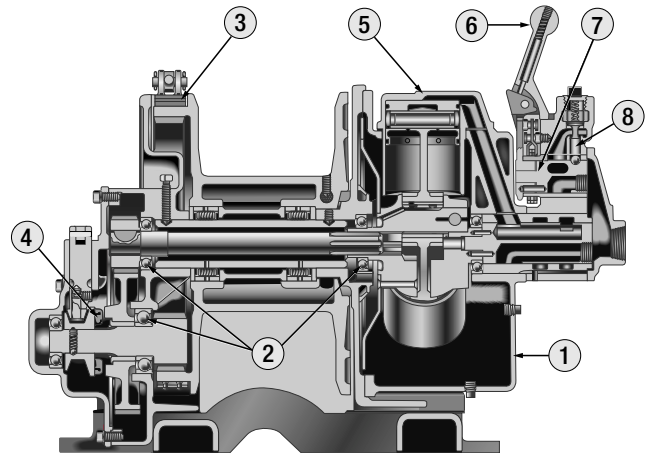
**Classic Air Winch Series**  
**1000 and 2000 lb (454 and 909 kg) capacity**



**Serving the construction and maintenance industries for more than fifty years, these time-tested IR air winches have become the industry standard. Economically priced, these proven performers offer exceptional quality and value. All IR Classic air winches meet ANSI / ASME B30.7**

**Standard features:**

1. Enclosed construction keeps out dirt and dust and seals in oil and grease for complete lubrication of all moving parts
2. Ball and roller bearings = reduced friction
3. Reliable band type brake securely holds rated load
4. Disengaging clutch allows free wheeling of rope drum for hand unwinding; standard on most models
5. Powerful radial piston air motor for positive starting with precise control
6. Self-closing throttle shuts off automatically when released, providing well-graduated control for spotting loads
7. Reversible motor allows full control of load by throttle when lifting, lowering and pulling
8. Throttle valve is designed to eliminate air leakage when the winch is idle



**Options:**

- Automatic band brake
- Remote control
- Tensioning manifold
- Sandblast and carbozinc primer
- Construction cages
- Remote pendent control
- Marine 812 finish

**Specifications: performance is based on 90 psi (6.3 bar) air inlet pressure with motor running**

Model	Line pull/half drum		Line spd/half drum		Drum length		Avg. air consump.		Max. stall 1st layer		Pipe inlet	Hose size	Shipping wt	
	lbs	kg	fpm	m/min	in.	hp	scfm	m <sup>3</sup> /min	lbs	kg	in. (mm)	in. (mm)	lbs	kg
<b>BU7A (-E)</b>	1000	454	43	13	4.5	1.6	50	1.4	1950	886	1/2" (13 mm)	3/4" (19 mm)	90	41
<b>BU7APTAB (-E)</b>	1000	454	37	11	4.5	1.6	50	1.4	1950	886	1/2" (13 mm)	3/4" (19 mm)	118	54
<b>EU</b>	2000	909	68	21	4.81	4.4	100	2.8	4500	2045	3/4" (19 mm)	1" (25 mm)	360	164
<b>EUABPT</b>	2000	909	78	24	4.81	4.4	100	2.8	4500	2045	3/4" (19 mm)	1" (25 mm)	375	170
<b>EUL</b>	2000	909	68	21	12.88	4.4	100	2.8	4500	2045	3/4" (19 mm)	1" (25 mm)	490	222

Adding "-E" to model states compliance with European Machinery Directive. See Air Winch Selection Guide for explanation of compliance.

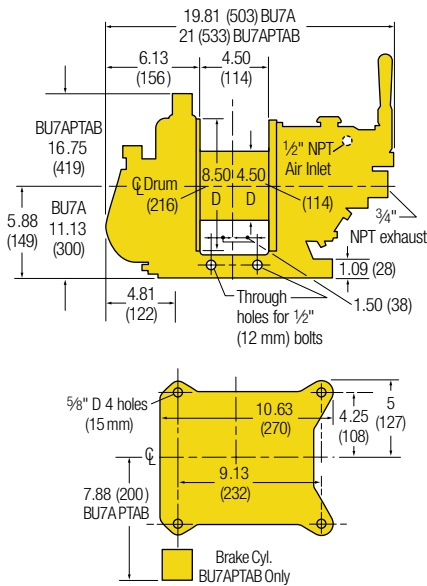


**BU7A** 1000 lb  
(454 kg) capacity

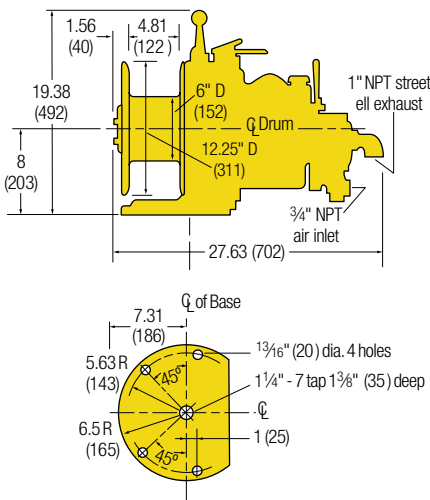


**EU** 2000 lb  
(909 kg) capacity

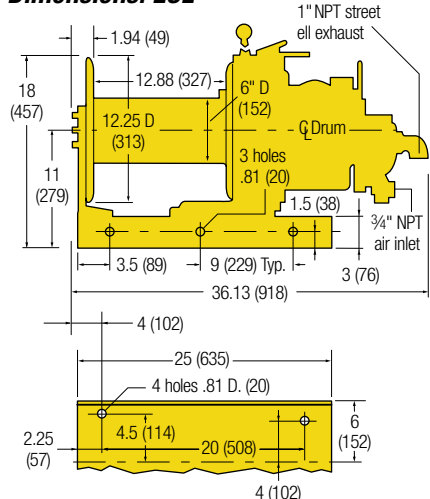
**Dimensions: BU7A and BU7APTAB**



**Dimensions: EU**



**Dimensions: EUL**



**Drum wire rope storage capacities**

Model	Capacity (mid layer)		Max length on winch (tightly wound)								Rope anchor hole	
	lbs	kg	1/4" (6 mm) ft	1/4" (6 mm) m	5/16" (8 mm) ft	5/16" (8 mm) m	3/8" (10 mm) ft	3/8" (10 mm) m	7/16" (11 mm) ft	7/16" (11 mm) m	in.	mm
BU7A (-E)	1000	455	228	70	132	40	-	-	-	-	1 1/32	9 mm
EU	2000	909	-	-	339	103	220	67	164	50	9/16	14 mm
EUL	2000	909	-	-	946	288	619	189	465	142	9/16	14 mm

**Kits and Accessories**

For series	Drum guard	Auto brake kit	Full flow remote control kit Std or auto brake		Pilot air remote control kit Std or auto brake	
			w/control block (1)	w/pendent (2)	w/control block (2)	w/control block (2)
BU7APTAB	BU7A-K298A	Standard	Standard	pendent	-	-
BU7A (-E)	BU7A-K298A	-	-	-	-	-
EU	EU-K298A	EU-C709	EU-RC685AB	-	EU-PAK269AB	HU-PAK686AB
EUL	EUL-K298A	EU-C709	EU-RC685AB	-	EU-PAK269AB	HU-PAK686AB

- (1) Control should be within 30 ft (9.1 m) of winch for std brake and within 20 ft (6.1 m) for use with auto brake.
- (2) Control should be within 50 ft (15.2 m) of winch. Pilot remote control kits do not contain remote control valve chest.

**Other options**

Description Model	BU7A (-E)	Part number EUAB/PT	EU/EUL
Air strainer	EU-A267 (3/4 in. FNPT)	EU-A267 (3/4 in. FNPT)	EU-A267 (3/4 in. FNPT)
Lubricator	L30-06-000 (3/4 in. FNPT)	L30-06-000 (3/4 in. FNPT)	L30-06-000 (3/4 in. FNPT)
Exhaust muffler	50592 (1 in. NPT)	50592 (1 in. NPT)	50592 (1 in. NPT)
Valve Chest Assembly (1)	-	-	D10-A686

(1) Included with full flow remote control kits; required for pilot air remote control kits.

**How to Order:**

Specify the air winch series desired from the charts in the Air Winch Selection Guide. Remote control and/or auto brake options are available for most air winches. Add correct suffix to winch series if either or both are desired. Specify control hose length "XX" in feet. e.g. BU7APTAB15 is a BU7APTAB with 15 feet (4.6 m) of control hose.

Model	Remote control	Automatic Brake	-	Options	CE package
EU	RC	AB	-	PZ	-E = Compliance with the European Machinery Directive (see Air Winch Selection Guide for description - BU7A only).
BU7A	PT = Pendent throttle	AB = Automatic brake	-	E = Construction cage	
EU	RC = Remote control (full flow)			P = Marine 812 finish	
EUL	XX = Specify control hose length in feet			Q = Special paint; please specify	
				R = Natural gas operation	
				Z = Sandblast and carbozinc primer	

Notes:  
 Rope drum disengaging clutch is standard equipment on these winches.  
 Automatic brake is standard equipment on BU7APTAB and EUAB/PT.  
 Automatic brake and disengaging clutch may not be used together.

**Caution:** These winches are not to be used for lifting or lowering people.

Dimensions are in inches (mm)  
 Dimensions are subject to change. Contact factory for certified prints